


6H SERIES



DEPENDABLE POWER

6HK1 Constant Speed
260 HP (194 kW) @ 1800 rpm
 Variable Speed
282 HP (210 kW) @ 1900 rpm

ISUZU
 The power behind it all.™

ENGINE SPECIFICATIONS

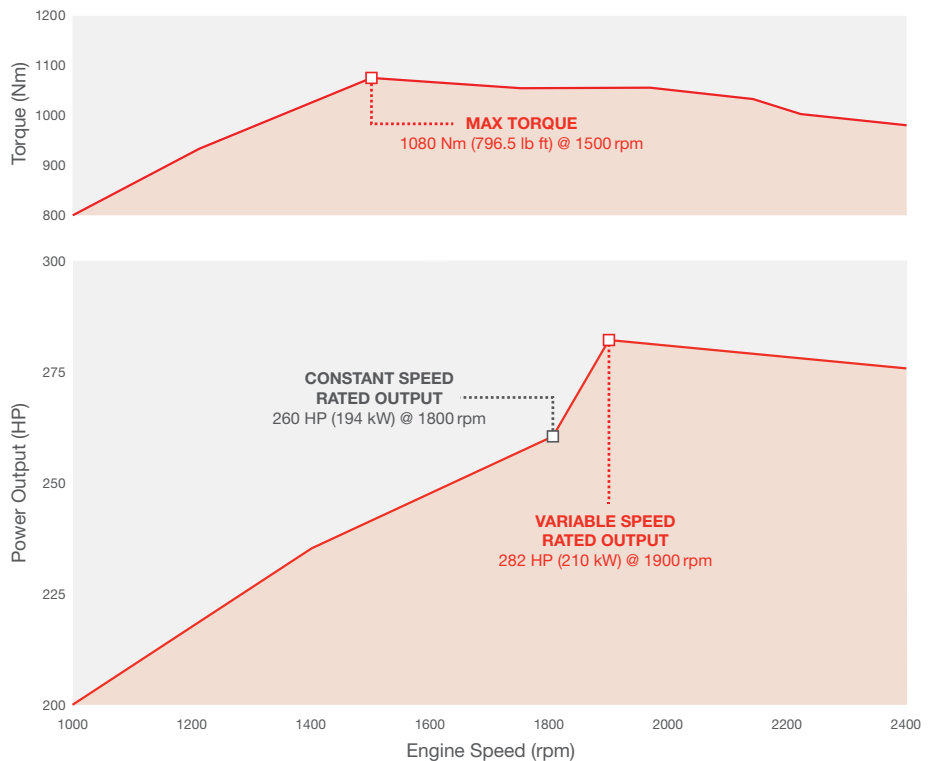
6HK1

Displacement	7.8L (475.9 cu in)
Cylinders	6
Cycle	4
Turbo Charger or Charged Air Cooled	Turbo and Charge Air Cooled
Electrical System	Electric self-priming fuel lift pump
Max Torque	1080 Nm (796.5 lb ft) @ 1500 rpm
5 Year / 5000 Hour Limited Warranty*	Yes
Cooled EGR	Yes
SAE Housing Options	SAE 2 flywheel housing
Gear Case PTO	Optional
Glow Plug Starting Aid	Yes
Aftertreatment	DOC + SCR

*See your authorized Isuzu representative for warranty details.

ENGINE PERFORMANCE CURVES

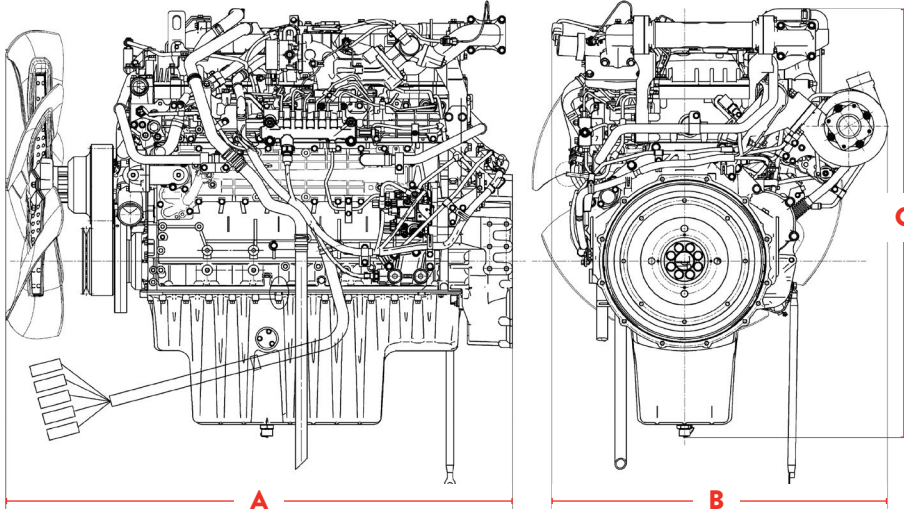
6HK1





ISUZU REDTECH™

Reliable | Eco-friendly | Durable | Technologically Advanced



ENGINE DIMENSIONS

6HK1

A - Length	53.1" (1348.9mm)
B - Width	31.1" (790.5mm)
C - Height	42.3" (1074.3mm)
Dry Weight	530kg (1168.5lbs)

APPLICATIONS

- Agricultural
- Forest Machinery
- Irrigation
- Air Compressor
- General Industrial
- Water Pump
- Asphalt Paver
- Generator
- Construction Machinery
- Hydraulic Pump



Isuzu Motors America, LLC
 46401 Commerce Center Drive
 Plymouth, Michigan 48170
 Phone: 734.582.9470
 isuzuengines.com

CERTIFICATIONS

US | EPA - TIER 4

EU | Stage V¹

STANDARD FEATURES

- Emission Control Device, maintenance free
- Flywheel housings: SAE #2
- DOC & SCR
- Other emission-reducing features, including Cooled EGR and Wastegate Turbocharger
- High pressure Common Rail and Direct Injection
- Electric self-priming fuel lift pump
- Glow plug starting aid
- Dry/replaceable cylinder liners
- 5-year / 5,000-hour warranty²
- 500-hour oil drain & service interval

AVAILABLE OPTIONS

- Side or bottom drain oil pan
- SAE B Gear Case PTO
- Cooling packages
- Air cleaners
- Meter board and wire harness
- Engine mounting
- Weather and sound-proofing enclosure
- DEF System

POWER UNITS AVAILABLE

- Standard
- Custom
- Pre-Validated Open GenSet-Ready³



¹ See your authorized Isuzu representative for certified configurations.

² See your authorized Isuzu representative for warranty details.

³ Pre-qualifications can be up to 100% depending on selected configuration. See your authorized Isuzu representative for qualification details.