


# Isuzu Commercial Marine



## 6HK1AB3

M3 Rating 350 HP @ 2500 RPM

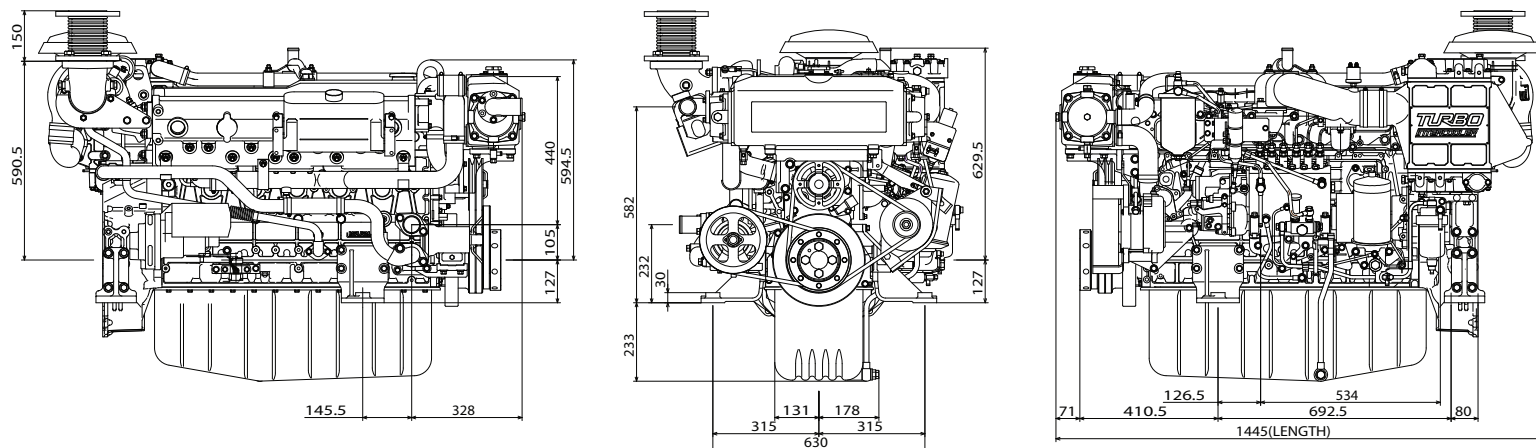
Conforms to U.S. EPA Tier 2 emission regulations

### Features:

- 7.8 liter displacement
- Bore and Stroke: 4.53 x 4.92
- Torque: 723 lbs./ft.
- Choice of heat exchanger cooled or keel cooled
- SAE housing for easy transmission mounting
- Electronic common rail fuel system for maximum performance
- Oversized air cleaner
- Oil filters
- Water/fuel separator
- 24 Volt electrical system
- Oil sump pump
- Deep sump oil pan
- Dry fit cylinder liners
- Glow plugs for cold start
- Zinc anode protection
- Several fluid service drains
- Complete instrument panel

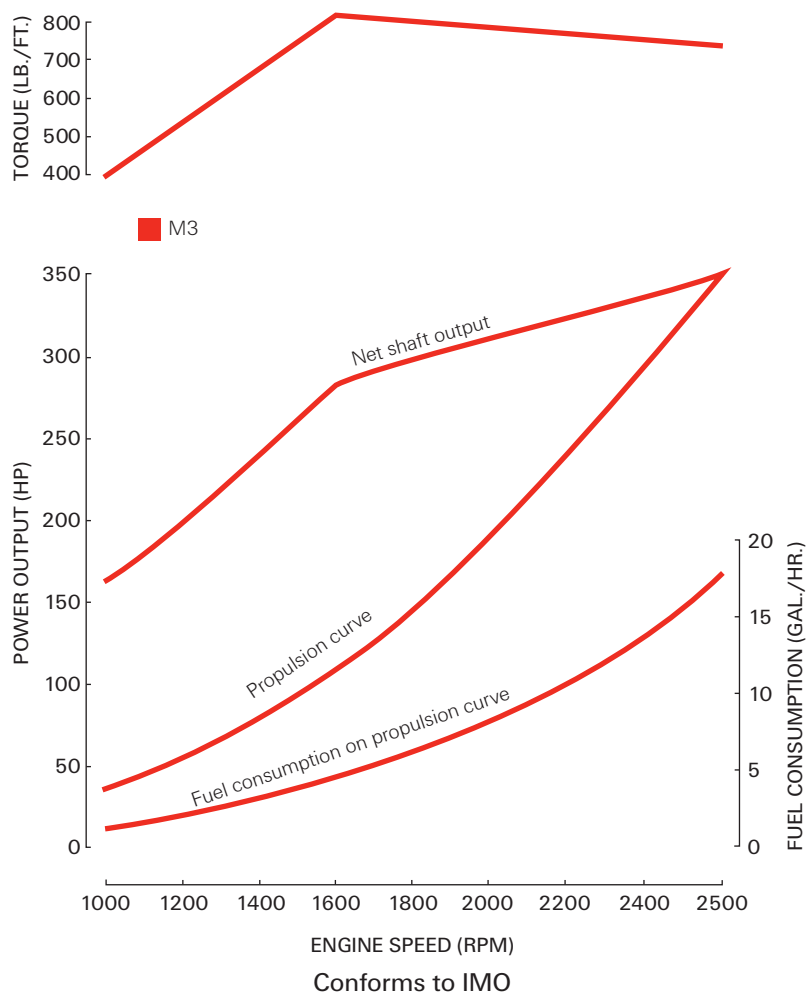
Isuzu power. Make waves.

**ISUZU**  
DIESEL



Weight Bobtail: 1620 kg (3571 lbs.)

### 6HK1AB3 Performance Curves



### Standard Equipment:

- 24V, 4.5 kW starter
- 24V, 50 amp alternator
- SAE housing and flywheel
- Left hand rotation (looking at flywheel)
- Seawater pump
- Dry exhaust elbow
- Oil sump pump
- Owner's manual

### Available Options:

- Heat exchanger or keel cooling
- Nikko marine transmissions
- Front add-on pulley
- Vibration isolators
- Extended wire harness
- Dual station panel
- Keel coolers
- Bilge pump
- Service and parts manuals

### Marine Rating (M3)

Marine propulsion engines that operate at full power less than 60% of the time. Remaining 40% of the time they should operate at or below 200 rpm of maximum rated rpm. These engines usually operate less than 3,000 hours per year and include single rod commercial fishing boats, passenger ships and harbor ferries.

### Isuzu Corporate Headquarters

46401 Commerce Center Drive  
Plymouth, Michigan 48170  
Phone: 734.582.9470  
Fax: 734.455.7581

[www.isuzuengines.com](http://www.isuzuengines.com)