



ISUZU
RED TECH™
Reliable. Eco-friendly. Durable. Technologically Advanced

4J
SERIES

Dependable Power

- 4JJ1T** - 70 HP (52 KW) @ 2000 RPM (variable speed)
- 4JJ1X** - 95 HP (71 KW) @ 1800 RPM (constant speed)
- 4JJ1X** - 113 HP (84 KW) @ 2200 RPM (variable speed)

START RIGHT

(finish strong)



High technology exhaust after treatment provides the ideal level of applied simplicity and end user **performance to finish strong.**

- Agricultural
- General Industrial
- Marine
- Eco-Friendly
- Automotive
- On Road Heavy Duty

Applications

- AWP
- Water Pump
- Hydraulic Pump
- Refrigeration
- Generator
- Asphalt Paver
- Irrigation

Certifications

U.S. EPA Tier **4**
EU Stage **III B/IV**

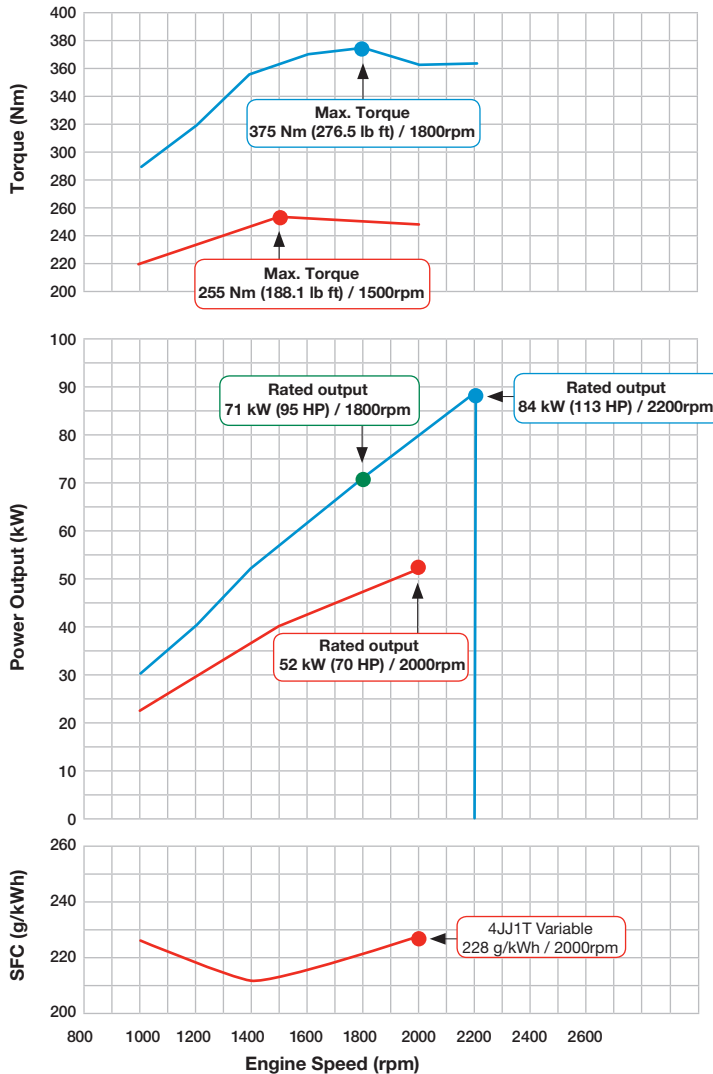
isuzuengines.com



ISUZU
DIESEL

Performance

Engine Performance Curves



Engine Performance Curves

- 4JJ1T - Variable Speed
- 4JJ1X - Variable Speed
- 4JJ1X - Constant Speed

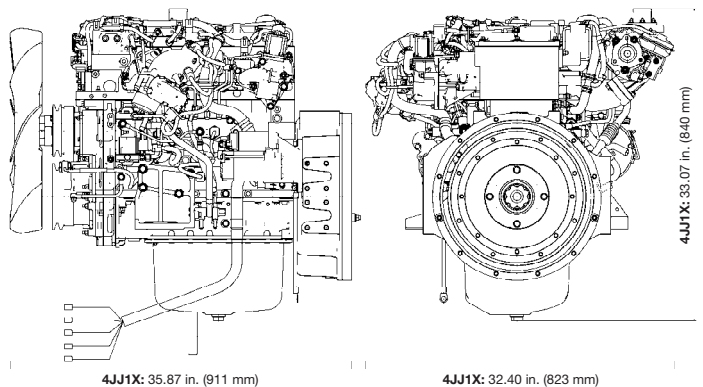
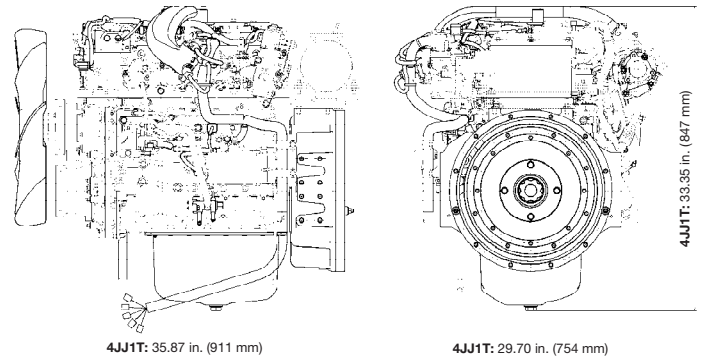
For additional information, please contact your local distributor or visit isuzuengines.com

Standard

- Emission Control Device, maintenance free
- DOC or DOC & SCR
- Other emission-reducing features, including Cooled EGR, Wastegate Turbocharger
- High pressure Common Rail and Direct Injection
- Electric & self-priming fuel lift pump
- Glow plug starting aid
- 5-year / 5,000-hour warranty
- 500-hour oil drain & service interval

Available Options

- Side or bottom drain oil pan
- SAE A or B Gear Case PTO
- Flywheel housings: SAE #3
- Cooling packages
- Air cleaners
- Meter board and wire harness
- Engine mounting
- Weather and sound-proofing enclosure
- DEF System



Isuzu Motors America, LLC

46401 Commerce Center Drive
Plymouth, Michigan 48170
Phone: 734.582.9470
Fax: 734.455.7581

ILS-4JJ1T/X-017-2

ISUZU
DIESEL

isuzuengines.com