

4J SERIES



**DEPENDABLE
POWER**

4JJ1T

Variable Speed
70 HP (52 kW) @ 2000 rpm

4JJ1X

Constant Speed
95 HP (71 kW) @ 1800 rpm
Variable Speed
115 HP (86 kW) @ 2200 rpm

ISUZU
The power behind it all.™

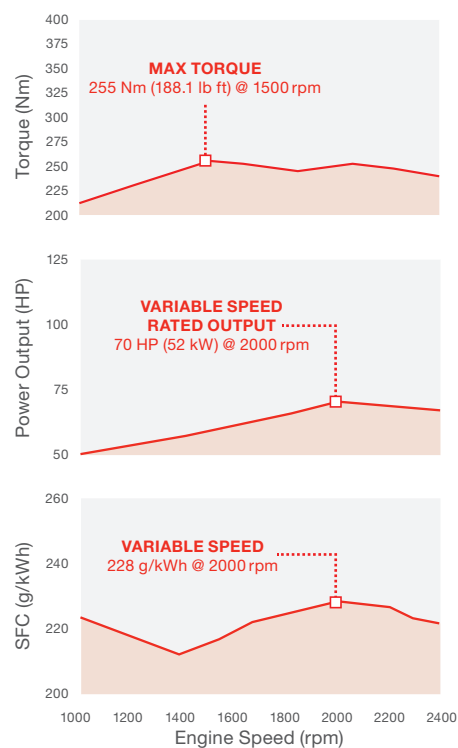
ENGINE SPECIFICATIONS

	4JJ1T	4JJ1X
Displacement	3.0L	3.0L
Cylinders	4	4
Cycle	4	4
Turbo Charger or Charged Air Cooled	Turbo	Turbo and Charge Air Cooled
Electrical System	Electric self-priming fuel lift pump	Electric self-priming fuel lift pump
Max Torque	255 Nm (188.1 lb ft) @ 1500 rpm	375 Nm (276.5 lb ft) @ 1800 rpm
5 Year / 5000 Hour Limited Warranty*	Yes	Yes
Cooled EGR	Yes	Yes
SAE Housing Options	SAE 3 flywheel housing	SAE 3 flywheel housing
Gear Case PTO	Optional	Optional
Glow Plug Starting Aid	Yes	Yes
Aftertreatment	DOC	DOC + SCR

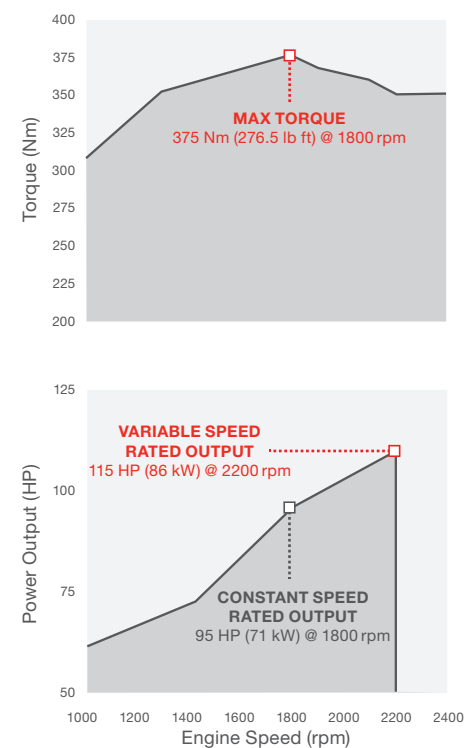
*See your authorized Isuzu representative for warranty details.

ENGINE PERFORMANCE CURVES

4JJ1T

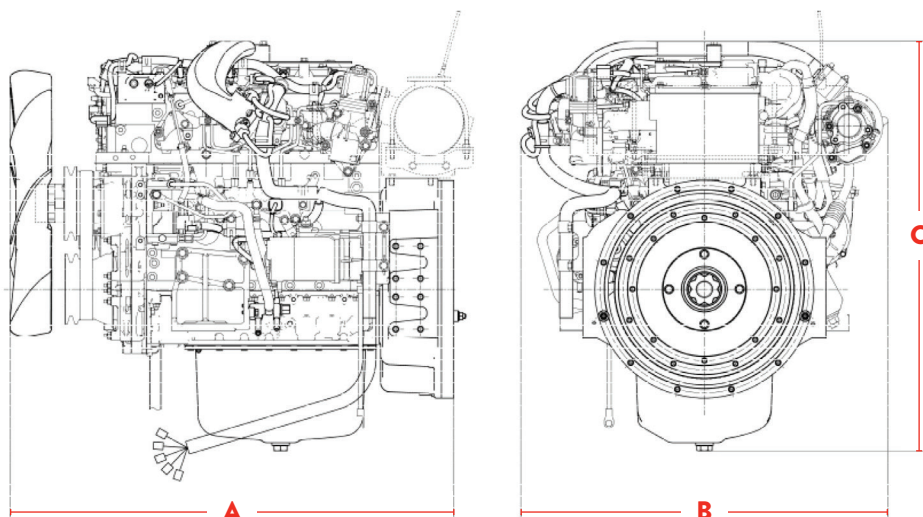


4JJ1X





ISUZU
REDTECH™
Reliable | Eco-friendly | Durable | Technologically Advanced



ENGINE DIMENSIONS

4JJ1T

4JJ1X

A – Length

35.9" (911 mm)

35.9" (911 mm)

B – Width

29.7" (754 mm)

29.7" (754 mm)

C – Height

33.3" (847 mm)

33.3" (847 mm)

Dry Weight

322 kg (709.9 lbs)

322 kg (709.9 lbs)

APPLICATIONS



Agricultural



Forest
Machinery



Irrigation



Air Compressor



General
Industrial



Water Pump



Asphalt Paver



Generator



Construction
Machinery



Hydraulic Pump



Isuzu Motors America, LLC
46401 Commerce Center Drive
Plymouth, Michigan 48170
Phone: 734.582.9470
isuzuengines.com

ILS-4JJ1T/X-023-1

CERTIFICATIONS

US | EPA – TIER 4

EU | Stage V¹

STANDARD FEATURES

- Emission Control Device, maintenance free
- Flywheel housings: SAE #3
- DOC or DOC & SCR
- Other emission-reducing features, including Cooled EGR and Wastegate Turbocharger
- High pressure Common Rail and Direct Injection
- Electric self-priming fuel lift pump
- Glow plug starting aid
- 5-year / 5,000-hour warranty²
- 500-hour oil drain & service interval

AVAILABLE OPTIONS

- Side or bottom drain oil pan
- SAE A or B Gear Case PTO
- Cooling packages
- Air cleaners
- Meter board and wire harness
- Engine mounting
- Weather and sound-proofing enclosure
- DEF System

POWER UNITS AVAILABLE

- Standard
- Custom
- Pre-Validated Open GenSet-Ready³



¹ See your authorized Isuzu representative for certified configurations.

² See your authorized Isuzu representative for warranty details.

³ Pre-qualifications can be up to 100% depending on selected configuration. See your authorized Isuzu representative for qualification details.