

Isuzu Diesel Engines

Isuzu H-Series

5.2 - 7.8 L; 150 - 300 hp



The power behind it all.

ISUZU
DIESEL

Rev it up. Go to work.

Isuzu Engines are built to work.

And with a job description this clear, it's obvious why more equipment manufacturers choose the Isuzu H-Series. Bring on the work. Bring on the weather. The Isuzu H-Series is ready to help you get the job done with clean starts, low fuel consumption and low noise/emission levels. **Count on it.**

Size matters.

And size in relation to HP is one of the key attractions equipment manufacturers find with Isuzu 4H-Series engines. Traditionally, manufacturers have used displacement ranges from 5.9 – 7.0 L to achieve 150 – 200 HP. The 4H-Series produces 150, 170 and 203 HP – all in a much shorter package than other competitors from this range. And although the 4H gives up size, it still has all the benefits of today's common rail controls.



Isuzu is the leading engine manufacturer for industrial power units.

Each factory-fit power unit includes a variety of cooling packages to meet your application needs. Isuzu has got it all to help you do the job – every time, offering:


- A wide range of instrumentation and controls
- Mounting systems
- Air intake systems
- Exhaust systems and subassemblies
- Weather enclosures

For unique customer requirements, our sales application engineering staff can accommodate most requests.



Common parts lower costs.


The 4H and 6H engine family features two displacements: 5.2 L and 7.8 L. To help lower costs through simplified maintenance, both families share many of the same parts. And because the H-Series has been in service worldwide since U.S. EPA Tier 2, parts availability and service are reliable. Peace-of-mind also comes standard, as H-Series engines are backed by the best warranty and support in the industry.*



* Every unit is backed by the Isuzu standard 5-year/5,000-hour limited warranty – with no required deductible.

Isuzu H-Series technology powers your significant edge.

It starts with Isuzu's "cooled EGR" system, which employs water-cooled exhaust gas recirculation. The EGR system closely regulates exhaust emissions, while maximizing output and fuel economy by making the intake air very dense. Dense intake air makes the engine run more efficiently. There might be easier ways to meet exhaust emission regulations, but there isn't a better way to increase efficiency.



Isuzu is the leader in meeting and exceeding global exhaust emission standards.

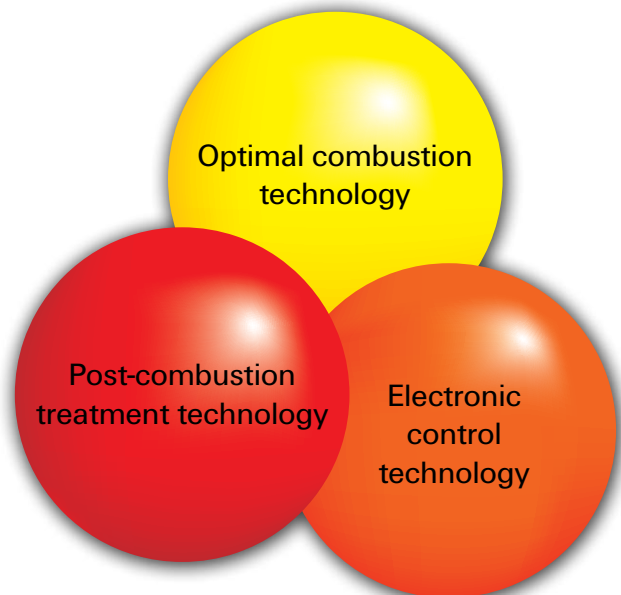
To meet U.S. Tier 3 requirements, Isuzu is employing a high-pressure common rail fuel injection system coupled with our cooled EGR system with I-CAS (Isuzu Clean Air Solutions). The benefits of I-CAS are clean and clear.

Isuzu is optimized for your application.

We fit water-cooled, turbo-charged systems that are fixed range and intended for the user application – not full range turbo systems commonly used in on-highway applications. Why? The right fit for the right job means longer life. It also means fewer components, serviceability and Isuzu quality through and through:

- Heavy-duty auxiliary drive systems and belts
- Proven fuel injection equipment
- High-volume oil and fuel filter systems
- Dry-fit cylinder liners
- Proven systems for durability

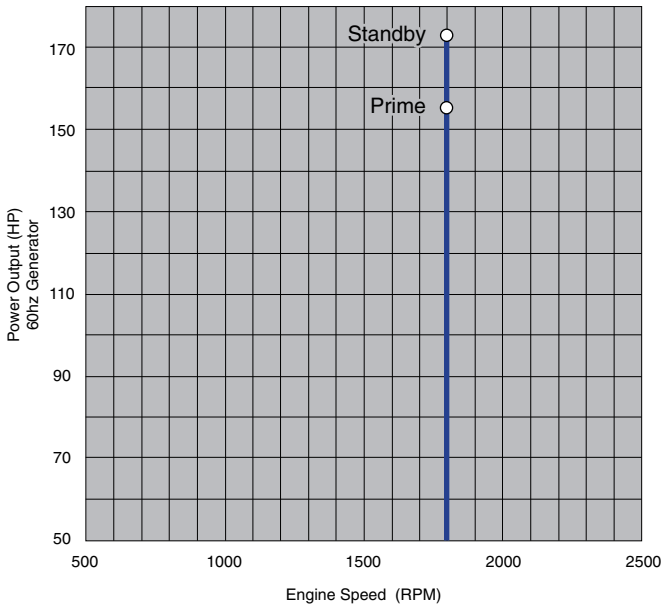
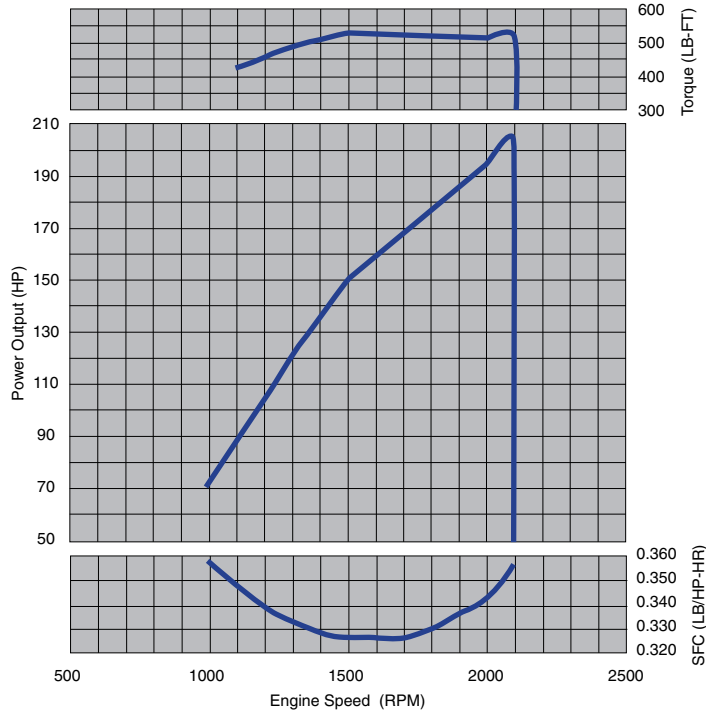
I-CAS



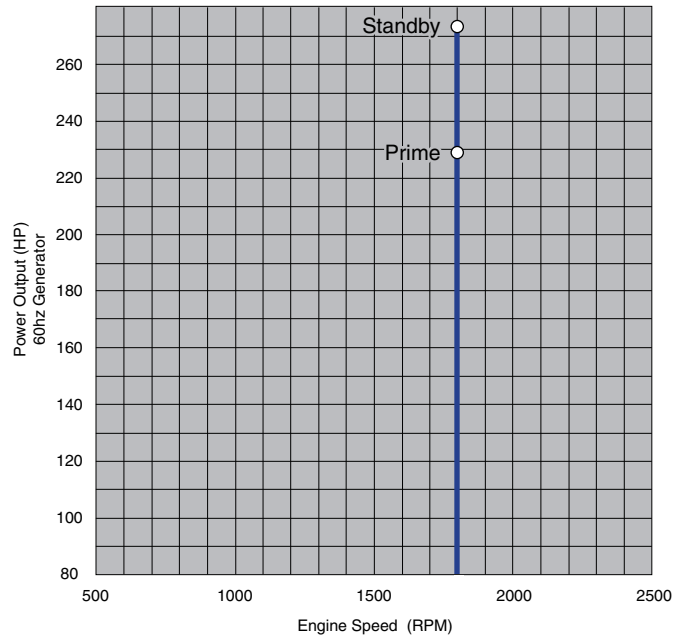
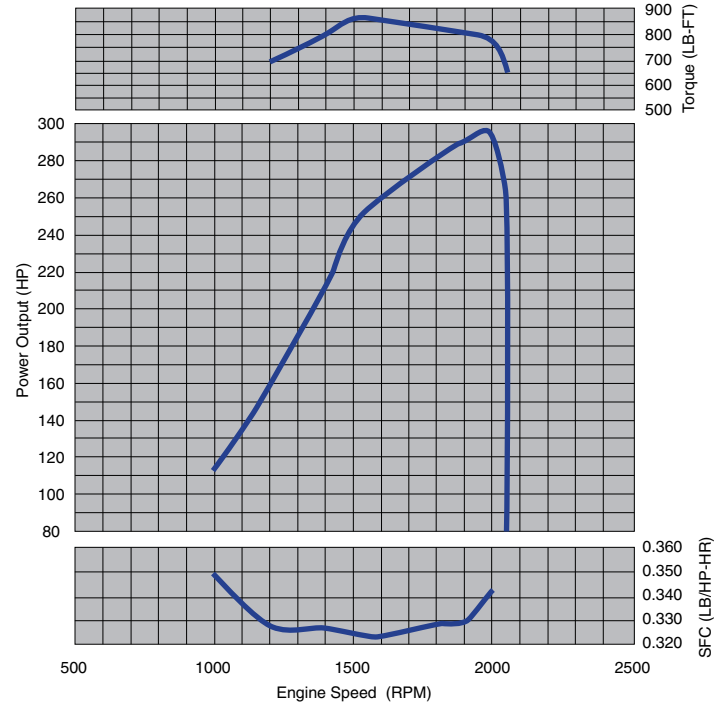
Isuzu Clean Air Solutions

Isuzu Vision: Isuzu will always mean the best.

4HK1 Performance Curves



6HK1 Performance Curves



Get Isuzu power, efficiency and performance behind you and all your jobs. Contact us now...

Isuzu Corporate Headquarters

46401 Commerce Center Drive
 Plymouth, Michigan 48170
 Phone: 734.582.9470
 Fax: 734.455.7581

