



Isuzu delivers reliable, eco-friendly, durable and power in many sizes...



3C

11.8 - 23.9 HP
8.8 - 17.8 kW
Tier 4 Final
.99L - 1.6L



4L

40 - 66 HP
30 - 49 kW
Tier 4 Final
2.2L




4J

70 - 113 HP
52 - 84 kW
Tier 4 Final
3.0L




4H

173 - 188 HP
129 - 140 kW
Tier 4 Final
5.2L




6H

263 - 282 HP
130 - 210 kW
Tier 4 Final
7.8L




6U

362 HP
170 - 270 kW
Tier 4 Final
9.8L




6W

512 HP
250 - 382 kW
Tier 4 Final
15.7L




NEW 4HV1
Natural Gas / Propane

NG	LP
78.4 HP (58.5 kW) @ 1800 RPM	82.5 HP (61.5 kW) @ 1800 RPM
79.8 HP (59.5 kW) @ 2200 RPM	56.3 HP (41.9 kW) @ 2200 RPM
4.6 L	4.6 L



4LE2X

Tier 4 Final power unit
with accessories




4JJ1X

Tier 4 Final power unit
with accessories



4HK1X

Tier 4 Final power unit
with accessories



NEW 4HV1 P/U
Natural Gas / Propane

We design 'the power behind it all' to meet the many applications you have or may be planning to have...with Tier 4 and beyond emission requirements built-in for cleaner, fuel efficient power with proven reliability in over 26 million engines worldwide. Engines and Power Units engineered to meet your exact needs and fine-tuned for each application. Contact us or your local Isuzu Distributor and see how many sizes we can build for you today!

